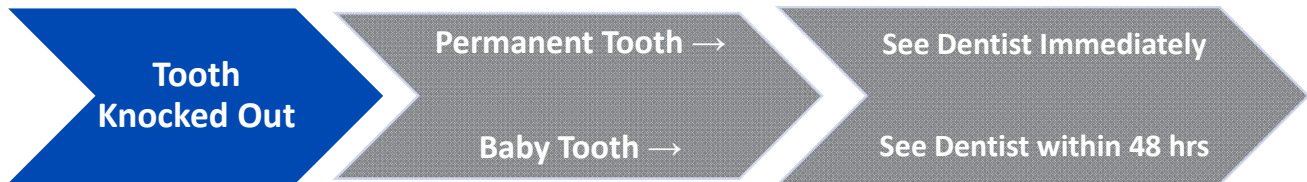




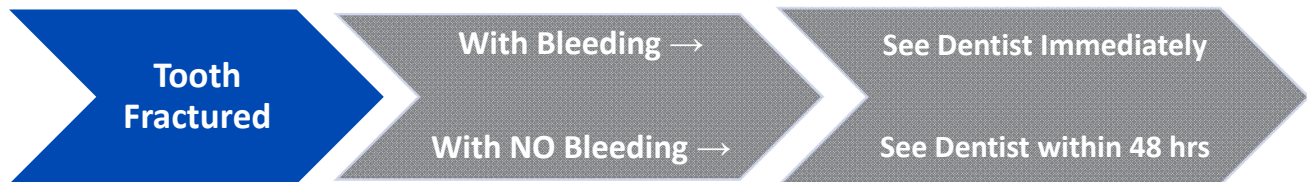
Dental Trauma Instructions

This information is designed to aid families and parents in treating minor dental emergencies.

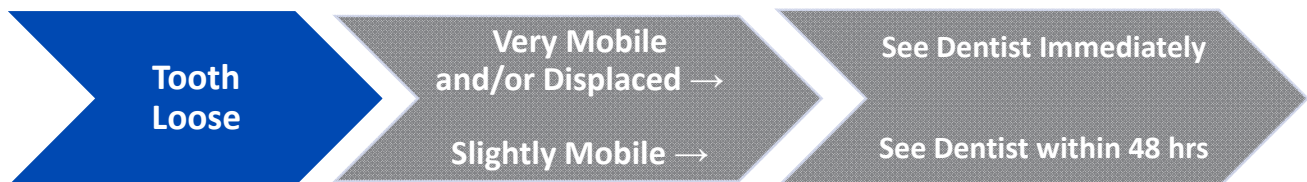


Permanent Tooth: If it is out of the socket, it may survive if reinserted within one hour. Parent should pick up the tooth by the top (crown), rinse with water, place gently back in socket, and have child apply pressure with a finger or bite on gauze. If 20 minutes has passed, rinse and store the tooth in milk, saliva, or between cheek and gum. Do not store tooth in water or touch the tooth root.

Baby Tooth: There is no need to preserve or reinsert a baby tooth.



If a permanent tooth is fractured and/or chipped, store the segment (if found) in a small vial with tissue or cotton. There is no need to keep a baby tooth segment. Avoid cold foods.



With a permanent tooth, maintain a soft diet to minimize further harm until you can see a dentist.

For help finding dental care:

Visit RIDOH website: www.health.ri.gov/find/oralhealthservices

Call RIDOH Information Line: 401-222-5960